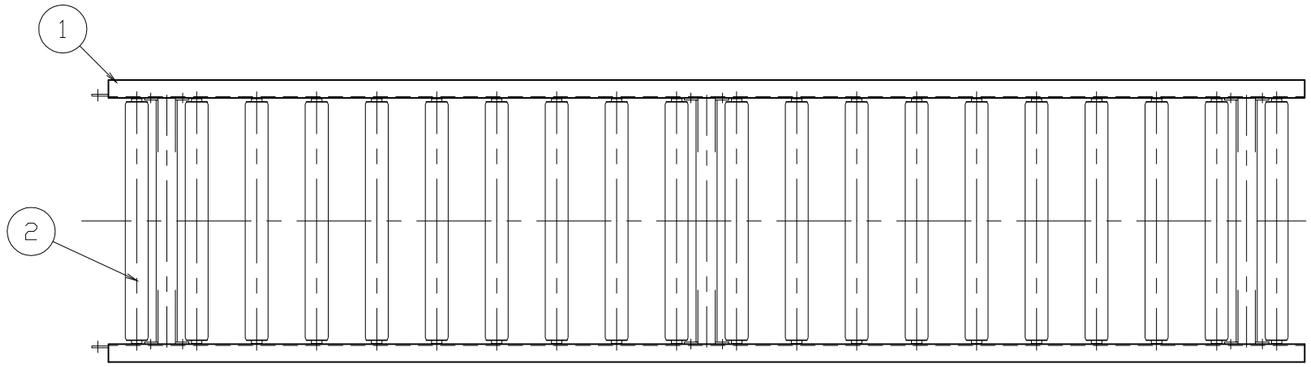

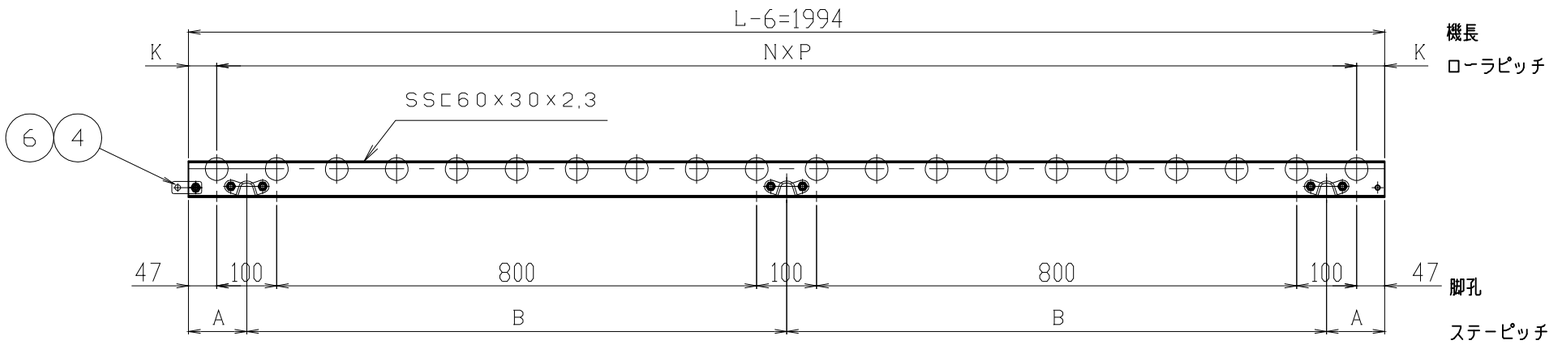

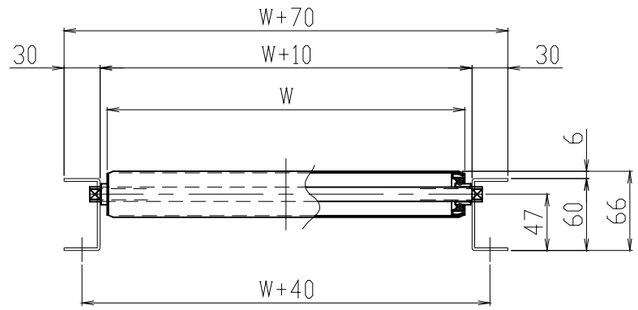

断面詳細 (1/5)

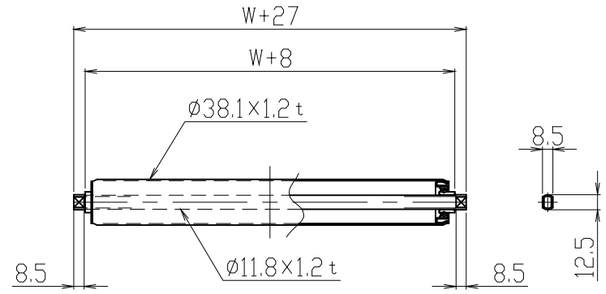

ローラ詳細 (1/5)

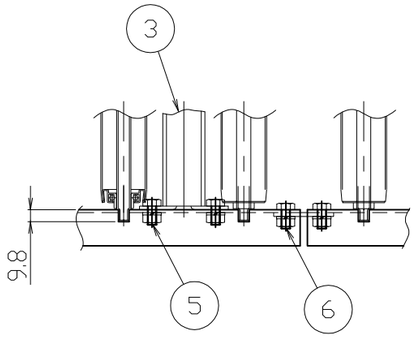

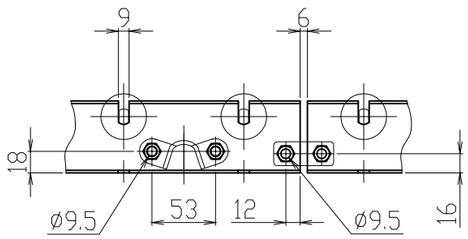

端部詳細 (1/5)

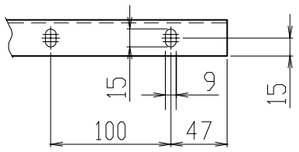

P100のフレームはP50を使用

呼びピッチ	N×P	A	B	K	ローラ, ベアリング数
50	39 X 50= 1950	97	900	22	40, 80
75	25 X 77= 1925	150	847	34.5	26, 52
100	19 X 100= 1900	97	900	47	20, 40

標	W	P	重量 (kg)	標	W	P	重量 (kg)	標	W	P	重量 (kg)	標	W	P	重量 (kg)
◎	150	50	20.3	◎	300	50	29.7	◎	500	50	42.3	◎	700	50	54.9
		75	16.5			75	22.8			75	31.2			75	39.7
		100	14.8			100	19.8			100	26.4			100	33.1
◎	200	50	23.4	◎	400	50	36.0	◎	600	50	48.6	◎	800	50	61.2
		75	18.6			75	27.0			75	35.4			75	44.0
		100	16.5			100	23.1			100	29.7			100	36.5

ITEM	NAME	REQ'D	MAT'L	WEIGHT	TOTAL WEIGHT	CODE OR REMARKS
6	B, N, SW	4				M8X16
5	B, N, SW	12				M8X16
4	ジョイント金具	2				
3	MS38Aステー	3				
2	ローラ	図中				
1	フレーム	1組				

No.	MARK	REVISION	DATE	REVISED	APPD	TABLE No.	J / #

標　準

SET

SCALE 1:10

DATE '13. 8. 28

スチールローラコンベヤ

SLS形 ϕ38X1.2t

組立図 L=2000

APPD.	CHKD.	CHKD.	CHKD.	DWN.

DWG. No. — —

REV.

三機工業株式会社
SANKI ENGINEERING CO.,LTD
TOKYO JAPAN

CODE SLS - 1003 -

CLASS a