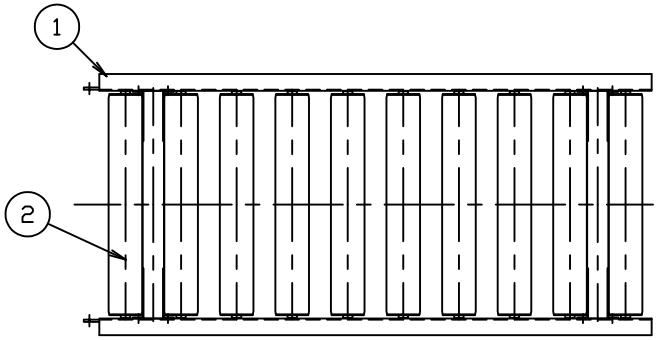

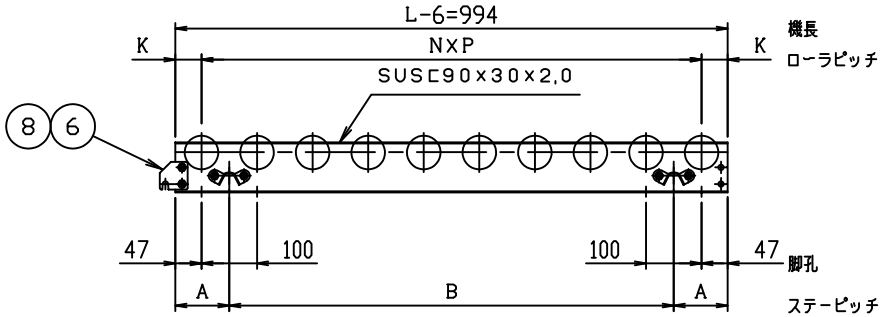

P150のフレームはP75を使用

呼びピッチ	NXP	A	B	K	ローラ,シャフト,ピン本数
75	12 X 77= 924	150.5	693	35	13
100	9 X 100= 900	97	800	47	10
150	6 X 154= 924	150.5	693	35	7

標	W	P	重量(kg)	標	W	P	重量(kg)	標	W	P	重量(kg)	標	W	P	重量(kg)
◎	150	75	12.5	◎	300	75	16.7	◎	500	75	22.3	◎	700	75	27.9
		100	10.7			100	14.0			100	18.4			100	22.8
		150	8.9			150	11.3			150	14.5			150	17.7
◎	200	75	13.9	◎	400	75	19.5	◎	600	75	25.1	◎	800	75	30.7
		100	11.8			100	16.2			100	20.6			100	25.0
		150	9.7			150	12.9			150	16.1			150	19.3

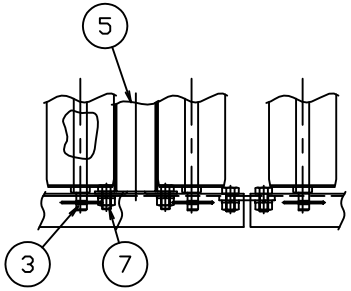

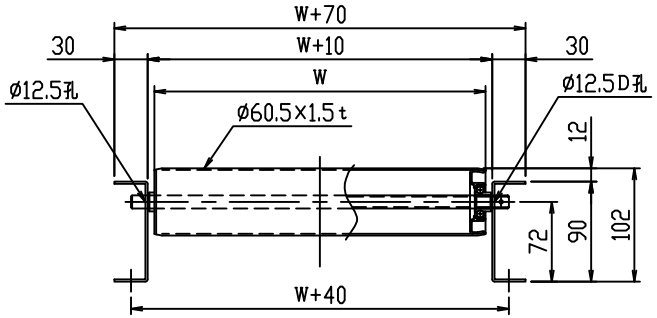

断面詳細(1/5)

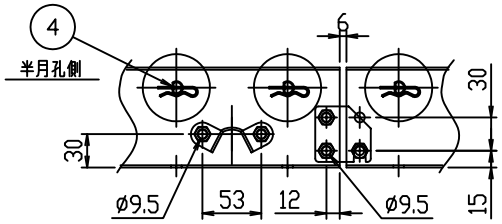

端部詳細(1/5)

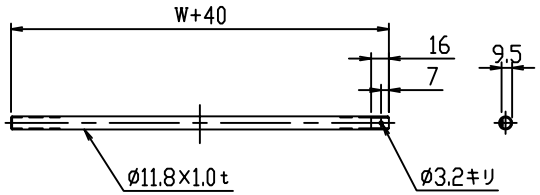

軸詳細(1/5)

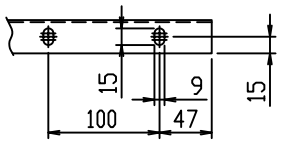

ITEM	NAME	REQ'D	MAT'L	WEIGHT	TOTAL WEIGHT	CODE OR REMARKS
8	B, N, SW	6				M8X20
7	B, N, SW	8				M8X16
6	ジョイント金具	2				
5	MU38ステー	2				
4	スナップピン	図中				
3	シャフト	図中				
2	ローラ	図中				
1	フレーム	1組				

標準					ステンレスローラコンベヤ MHS形 ø60.5X1.5t 組立図 L=1000	
SET		SCALE 1:10				
		DATE '13. 9. 6				
APPD.	CHKD.	CHKD.	CHKD.	DWN.	DWG. No. — —	REV.
三機工業株式会社 SANKI ENGINEERING CO.,LTD TOKYO JAPAN					CODE MHS - 1001 -	CLASS

No.	MARK	REVISION	DATE	REVISED	APPD	TABLE No.	J / #